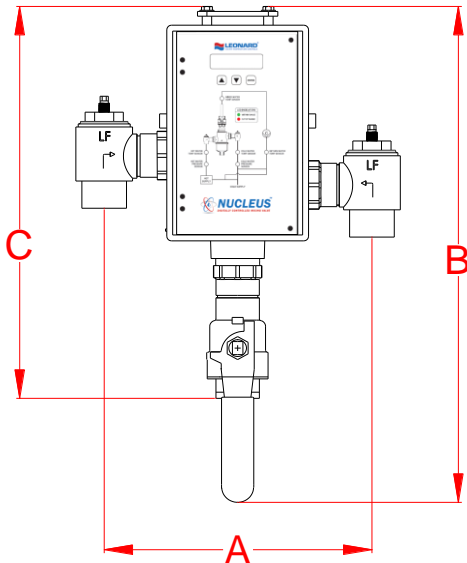


## NV-200-LF

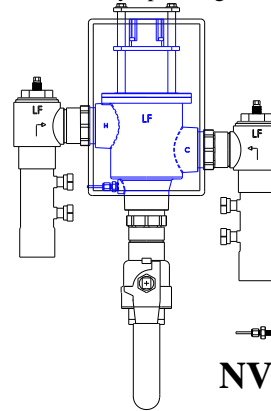

- Digital Mixing Valve with 2" inlet angled check stops, 2" Outlet with ball valve and integral RTD Sensor
- 2" inlets, 2" outlet (50.8mm X 50.8mm)
- 0.25GPM\*\* (.95 L/min) minimum flow capacity
- Maximum operating pressure: 200 PSIG (1379 KPA)
- Controls water temperature to +/- 2°F in accordance with ASSE 1017
- Controls water temperature to +/- 2°F at the NV-200-LF during times of low/ no system demand
- Automatic Hot/ Cold Water shutoff upon cold/ hot water inlet supply failure
- User programmable for on-site configuration, high-temperature sanitization mode, and high/ low temperature alarm
- User adjustable settings at the controller or remotely through a Building Automation System/ Building Management System
- User programmable set point range between 65°F and 180°F
- Displays outlet temperature with options to display additional temperature points, pressure, and flow
- UL Listed 120V plug in power supply with 6' cord
- Factory assembled and tested



A = 1'-2" ± 1/2"    B = 2'-2" ± 1/2"  
C = 1'-10" ± 1/2"    Depth = 12" ± 1/2"

**This product is compliant with Low Lead requirements of wetted surface area containing less than 0.25% lead by weight**

**\*NOTE:** The valve will maintain temperature with 0.25 GPM flow from the domestic hot water loop when properly installed near the hot water source with a continuously operating recirculation pump.



### NV-200-LF-IF-RTS

\*RTS shipped loose



**WARNING:** This product can expose you to chemicals including lead, which is known to the State of California to cause cancer. For more information, go to [www.P65Warnings.Ca.gov](http://www.P65Warnings.Ca.gov)

**SEE PAGE 3 FOR COMPLETE LIST OF OPTIONS**

Product is non-cancellable and non-returnable from date from order with factory. Signed submittal required with purchase order.

Valve assembly is ASSE 1017 Certified



Valve assembly is cUPC Certified



Valve electronics are UL Certified



**LEONARD**  
WATER TEMPERATURE CONTROLS

1360 Elmwood Avenue, Cranston, RI 02910 USA

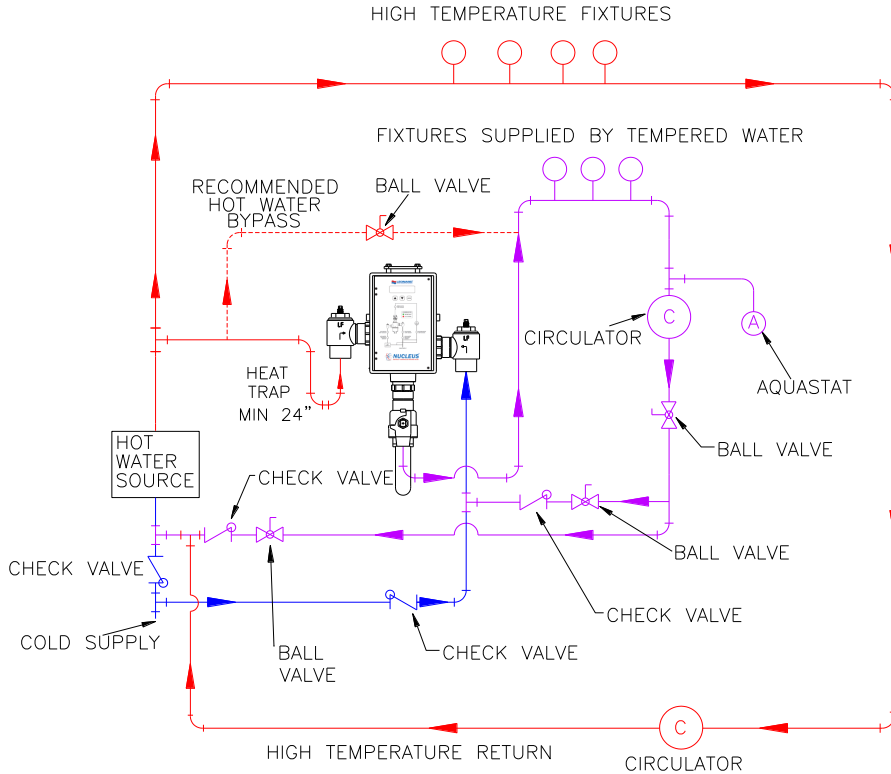
Phone: 401.461.1200 Fax: 401.941.5310

Email: [info@leonardvalve.com](mailto:info@leonardvalve.com)

Web Site: <http://www.leonardvalve.com>

MINIMUM FLOW (GPM) (l/min)	PRESSURE DROP										
	5	⑩	⑮	⑳	25	30	35	40	45	50	PSI
	.3	.7	.97	1.4	1.7	2.1	2.4	2.8	3.1	3.4	BAR
0.25** (.95)	80	115	130	147	165	173	189	198	215	226	GPM l/min

## PIPING METHOD W



NOTE: Flow rates will vary depending on existing field conditions. Leonard Valve Company always recommends using CASPAK® sizing software for proper valve sizing and model number applications.

**CAUTION!** All thermostatic water mixing valves have limitations. They will NOT provide the desired accuracy outside of their flow capacity range. Consult the Flow Capacity Chart and DO NOT OVERSIZE. Minimum flow must be no less than as indicated.

**Engineer's Approval**

Job # \_\_\_\_\_

Arch/Eng. \_\_\_\_\_

Contractor \_\_\_\_\_

Note: The models shown represent Leonard Products which are believed to be equivalent in type and function to items specified. Leonard Valve Company is not responsible for errors or omissions due to differences in interpretations of information provided.

Note: Leonard Valve Company reserves the right of product, or design modifications without notice or obligation.



1360 Elmwood Avenue, Cranston, RI 02910 USA

Phone: 401.461.1200 Fax: 401.941.5310

Email: [info@leonardvalve.com](mailto:info@leonardvalve.com)

Web Site: <http://www.leonardvalve.com>

# OPTIONS AND ACCESSORIES

\*ANY OPTION CHOSEN WILL ALTER PRICING – CONTACT LEONARD VALVE COMPANY FACTORY\*

- \_\_\_ **RDU** Remote Display Unit
- \_\_\_ **SCO** Solenoid Control Option
- \_\_\_ **BPS** Backup Power Supply Unit
- \_\_\_ **IF-RTS** Inlet Fittings and Sensors  
with Return Temperature Sensor
- \_\_\_ **DB** Daughter Board



## \_\_\_ **RDU – Remote Display Unit**

- Activated when Nucleus relay switch is in alarm mode
- Alarm Delay Module with yellow, red, green LED indicators
- UL listed 100-240VAC power supply with 10’ cord
- Unit includes 9V NiMH rechargeable battery back up
- User selectable timer
- VELCRO mounting strips provided
- Recommended maximum distance from controller to RDU is 500’



## \_\_\_ **SCO – Solenoid Control Option**

- For use with Nucleus relay switch
- Galvanized box with dimensions 6” Wide x 6” High x 4” Deep
- Solid state relay and terminal strip mounted and wired
- UL listed 100-240VAC power supply with 10’ cord
- For either normally open or normally closed operation
- For use with 24-240 VAC solenoids only



## \_\_\_ **BPS – Backup Power Supply**

- Uninterruptable Power Supply with up to 2 hours run time in case of primary power loss

## \_\_\_ **IF-RTS**

- Monitor inlet hot and cold temperatures and pressures
- Return temperature sensor included
- Sensors installed and electronically tested with control box
- Inlet fittings factory assembled and tested
- Temperature sensor compression fittings included
- Return Temperature Sensor shipped loose

## \_\_\_ **DB – Daughter Board Option**

- To display up to 4 additional temperature inputs, 1 flow channel input, and 1 configurable flow or pressure input channel.
- Choose one or more below

\_\_\_ **T5**

\_\_\_ **T6**

\_\_\_ **T7**

\_\_\_ **T8**

\_\_\_ **F1**

\_\_\_ **F2** or \_\_\_ **P3**

\*ANY OPTION CHOSEN WILL ALTER PRICING – CONTACT LEONARD VALVE COMPANY FACTORY\*

Note: Leonard Valve Company reserves the right of product, or design modifications without notice or obligation.



1360 Elmwood Avenue, Cranston, RI 02910 USA

Phone: 401.461.1200 Fax: 401.941.5310

Email: [info@leonardvalve.com](mailto:info@leonardvalve.com)

Web Site: <http://www.leonardvalve.com>